

### ***Classwork... Graphing Linear Equations using X/Y Tables***

**Part 1:** Tell whether the ordered pair is a solution of the equation. Just substitute the given  $x$  and  $y$  to see if the equation “works”. Write “solution” if it works and “not a solution” if it doesn’t.

1)  $y = 4x + 2$ ; (2, 10)

2)  $2x + y = 5$ ; (7, 5)

3)  $y = 6 - x$ ; (-3, 3)

4)  $x + 8y = 2$ ; (10, -1)

5)  $y = 6x + 7$ ; (2, 21)

6)  $3x - y = 26$ ; (6, -8)

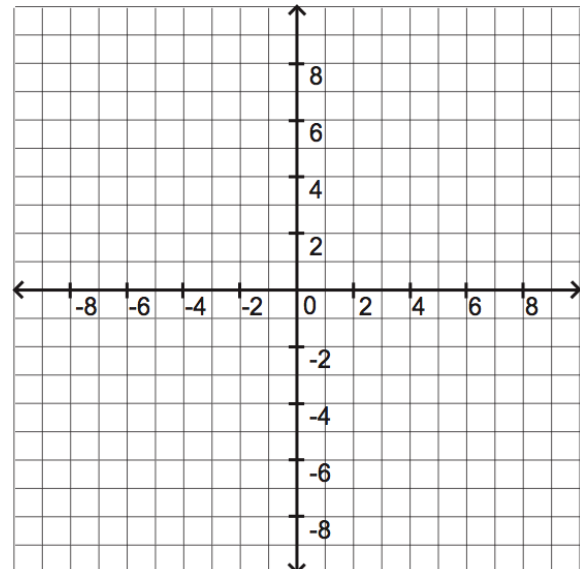
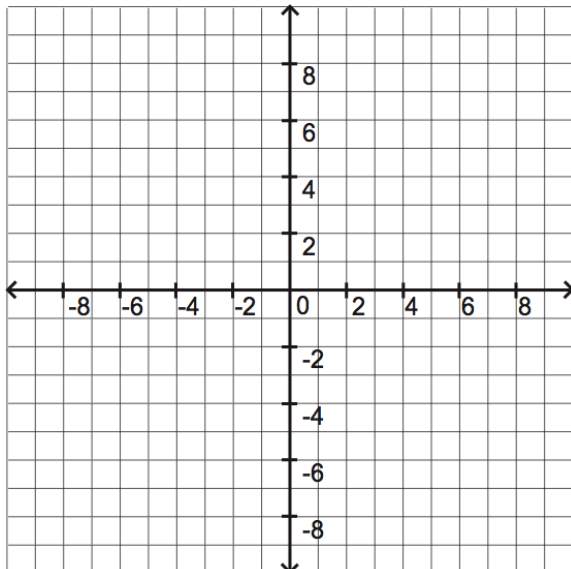
**Part 2:** Graph the linear equations using a table of values.

7)  $y = x + 2$

x	$x + 2$	y	(x, y)
7			
4			
0			

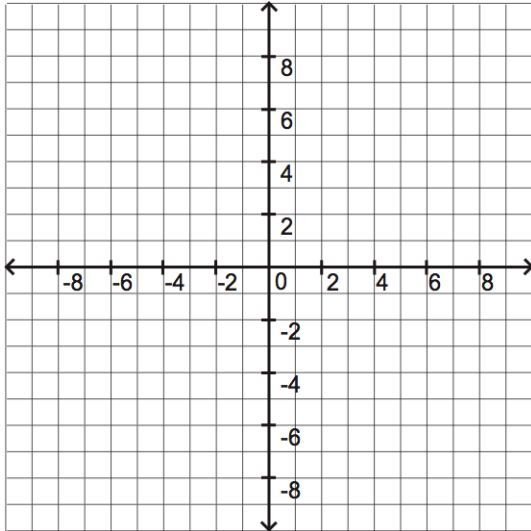
8)  $y = x - 3$

x	$x - 3$	y	(x, y)
3			
1			
-2			



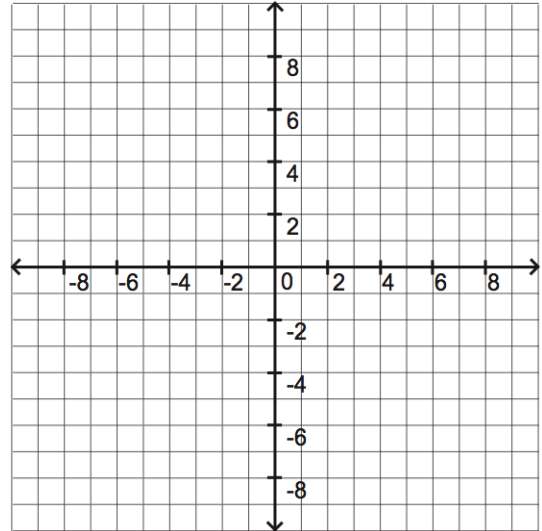
9)  $y = 2x - 1$

x	$2x - 1$	y	(x, y)
5			
2			
0			



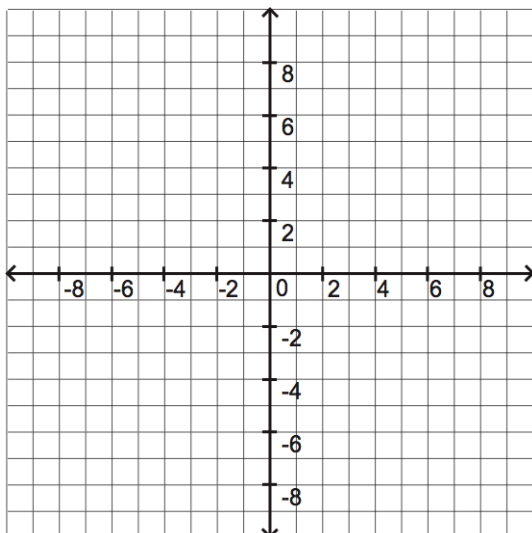
10)  $y = 3x - 7$

x	$3x - 7$	y	(x, y)
4			
1			
0			



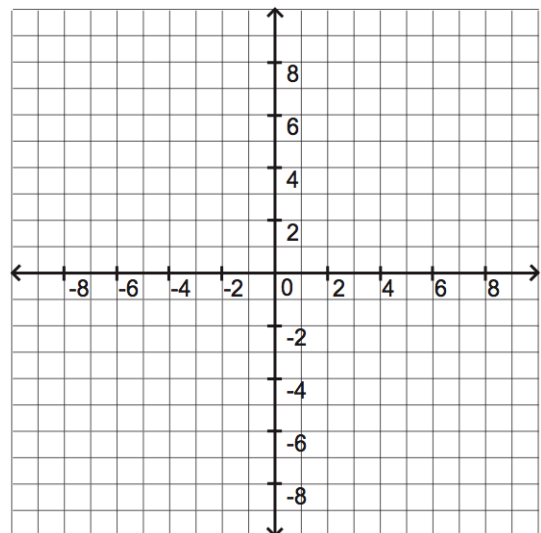
11)  $y = -4x + 8$

x	$-4x + 8$	y	(x, y)
4			
2			
1			



12)  $y = 7 - 2x$

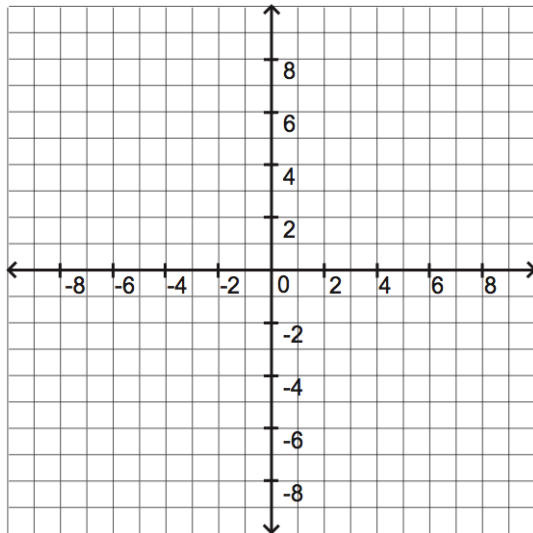
x	$7 - 2x$	y	(x, y)
7			
5			
3			



**Part 3:** Write the equation in function form (solve for  $y$ ) and then graph the linear equation using a table of values.

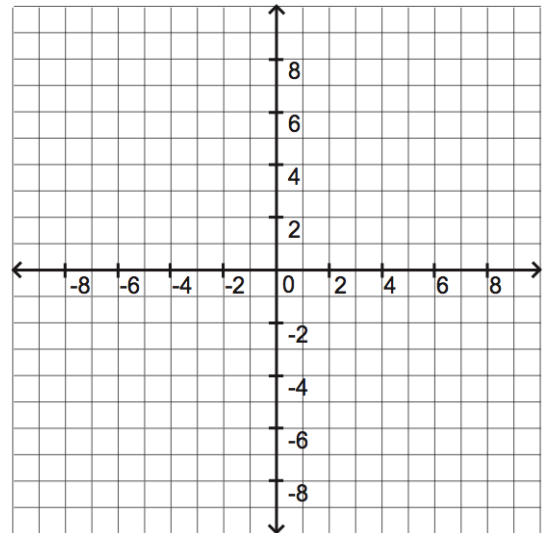
13)  $-3x - 6y = 0$

x	$-3x - 6y = 0$	y	(x, y)



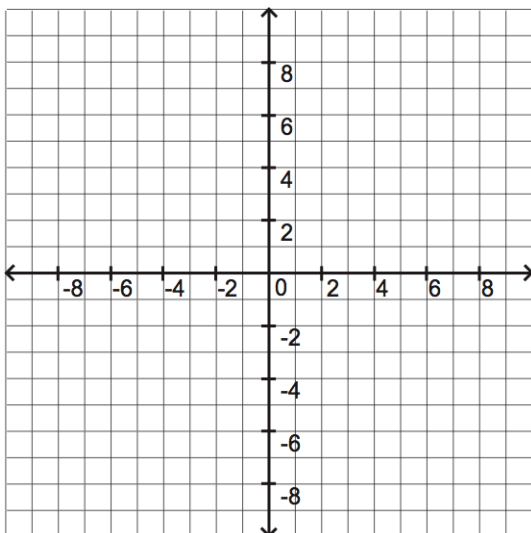
14)  $-2x + y = 8$

x	$-2x + y = 8$	y	(x, y)



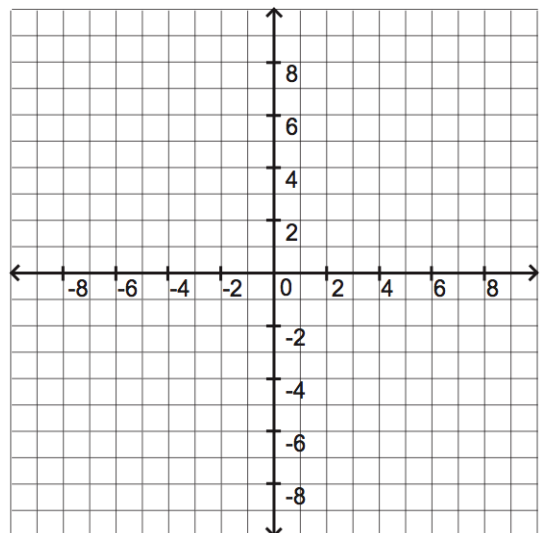
15)  $x + y = 5$

x	$x + y = 5$	y	(x, y)



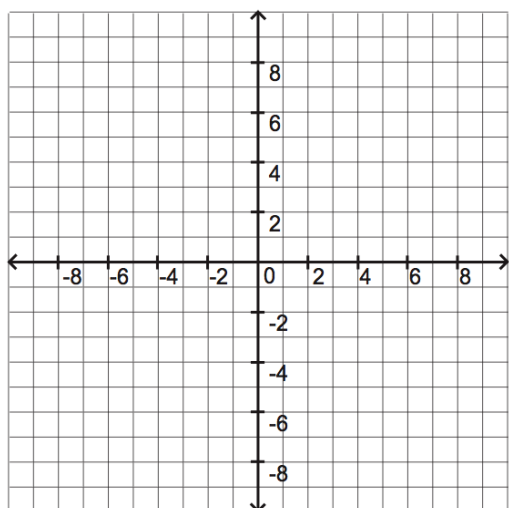
16)  $x = 5$

x	$x = 5$	y	(x, y)



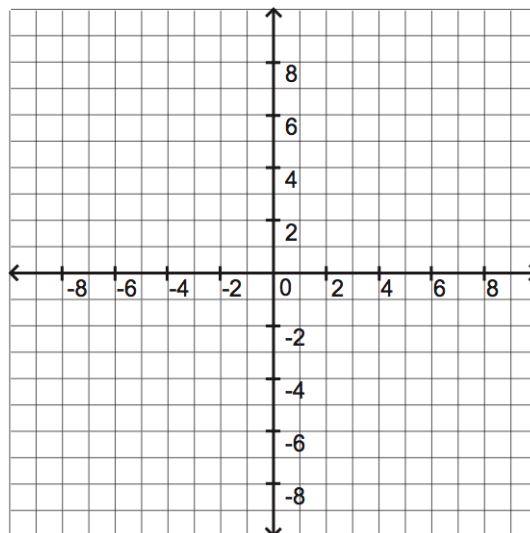
17)  $y = \frac{1}{3}x + 4$

x	$\frac{1}{3}x + 4$	y	(x, y)



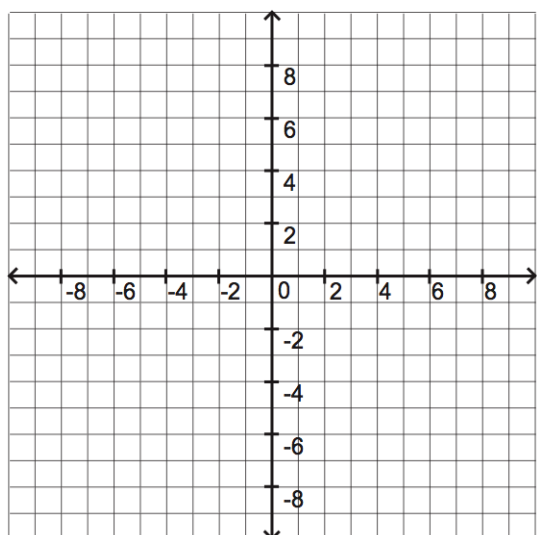
18)  $y = \frac{1}{2}x$

x	$\frac{1}{2}x$	y	(x, y)



19)  $y = \frac{5}{2}x - 2$

x	$\frac{5}{2}x - 2$	y	(x, y)



20)  $y = -3$

x	$y = -3$	y	(x, y)

